

**AP World History Summer Assignment (2017)**

**B. Smith**

**Due Date: Tuesday, August 1**

**Welcome to AP World History! In order to prepare for a busy school year ahead, you are required to complete the attached summer assignments. All work is due the first day of school (Aug. 1). Each assignment is designed to allow us to hit the ground running as soon as we return. Please ensure that all work is completed when you arrive to class that day.**

**Part 1: AP 101**

Go to the College Board website and answer the following:  
<https://apstudent.collegeboard.org/apcourse/ap-world-history>

1. What are the 6 time periods covered in the exam?
  2. What are the 5 themes of World History?
  3. Page 139--What type of questions and how many are found in Section I?
  4. What 2 types of questions are required in Section II?
  5. How much time is given for the exam?
- 

**Part 2: Geography** (You can expect a quiz on the AP World Regions in the first few weeks of school)

***Map #1: AP WORLD REGIONS***

***Map #2: Bodies of Water & Rivers***

***Map #3: Mountains & Deserts***

**Map #4: Civilizations, 8000 BCE – 600 BCE**

1. Mesopotamia (Tigris/Euphrates Rivers)
  2. Babylonia
  3. Egypt & Nubia (Nile River)
  4. Mohenjo-Daro & Harappa (Indus River)
  5. Shang (Yellow River)
  6. Olmecs
  7. Chavin (Andes Mountains)
  8. Assyrians
  9. Phoenicia/Israel/Judah
  10. Minoans & Myceneans
  11. Hittites
-

**Part 3: AP World Vocab**

Attached you will find a list of common words used throughout this course. Complete the chart.

---

**Part 4: SPRITE CHART**

Each box should contain no less than 2 facts.

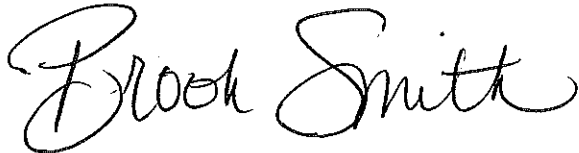
---

**Lesson 5: Crash Course Video Questions**

Visit the YouTube channel for Crash Course World History (John Green). Watch the videos on the Indus Valley Civilization, Ancient Mesopotamia, and Ancient Egypt. Answer the questions that are attached.

If you have any questions regarding this assignment, please feel free to email me at [bsmith@strong-rock.com](mailto:bsmith@strong-rock.com).

I hope you enjoy your summer and look forward to working with you in the fall!



Brook Smith

AP World History Instructor

Strong Rock Christian School

## **Part 2: Mapping Exercise**

Neatly label the world maps with the land and water features listed below in the color indicated in parentheses. Print neatly and make sure your maps are easy to read.

### **Map #1: AP World Regions**

Refer to page 22 in the AP World History Course Description (available on the AP website). Using the world map provided in this packet, draw and label the AP Regions based on the "closer view". You may color it if you would like but that is not a requirement. However, please use a color or striping to indicate regions that overlap.

### **Map #2: Bodies of Water and Rivers**

#### **Oceans, Seas, Bays, Lakes (color them blue)**

1. Atlantic Ocean
2. Pacific Ocean
3. Indian Ocean
4. Arctic Ocean
5. North Sea
6. Baltic Sea
7. English Channel
8. Norwegian Sea
9. Barents Sea
10. Mediterranean Sea
11. Adriatic Sea
12. Aegean Sea
13. Black Sea
14. Caspian Sea
15. Great Lakes
16. Red Sea
17. Persian Gulf
18. Arabian Sea
19. Bay of Bengal
20. South China Sea
21. East China Sea
22. Yellow Sea
23. Sea of Japan

#### **Rivers (draw them in blue)**

1. Nile River
2. Tigris
3. Euphrates
4. Amazon River
5. Mississippi River
6. Rio Grande River
7. Indus River
8. Yellow River (Huang He)
9. Yangtze River
10. Ganges River
11. Irrawaddy River
12. Mekong River
13. Congo River
14. Danube River

### **Map #3: Mountains and Deserts**

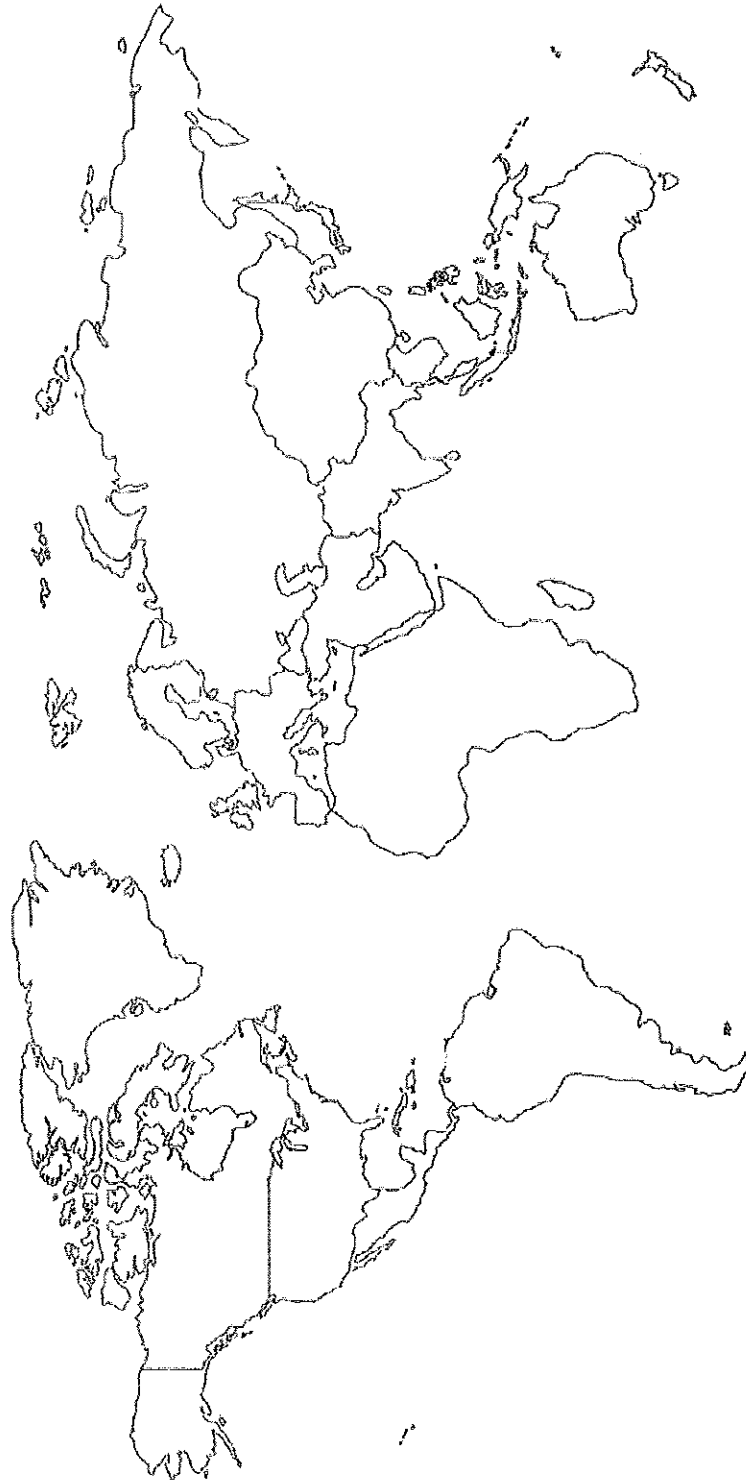
#### **Mountains (Brown)**

1. Alaska Range
2. Rocky Mountains
3. Appalachian Mountains
4. Andes Mountains
5. Alps
6. Atlas Mountains
7. Ural Mountains
8. Hindu Kush
9. Himalaya Mountains

#### **Deserts (yellow)**

1. Gobi Desert
2. Kalahari Desert
3. Sahara Desert
4. Thar Desert
5. Sierra Madre Desert
6. Mojave Desert
7. Namib Desert
8. Syrian Desert

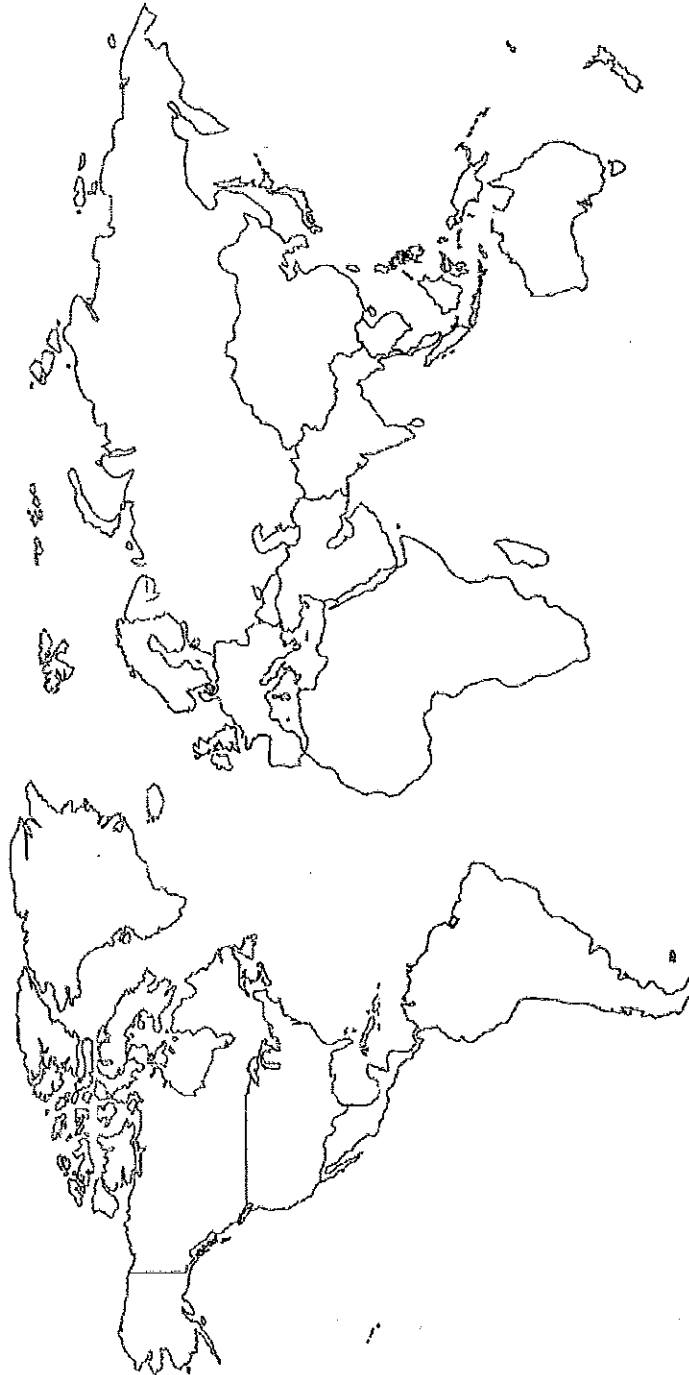
# AP Regions Map



## Bodies of Water and Rivers



## Mountains and Deserts



*Civilizations*  
**Mountains and Deserts**



## **Part 2: Common World History Vocabulary**

Below you will find a chart of vocabulary words that will be repeated over and over during the course. These words will apply to many different cultures throughout history. It is important that you become familiar with the words and their meanings. Your definitions should be hand-written in complete sentences that thoroughly explain the word as it relates to the study of World History.


<b>Absolutism</b>	
<b>Agriculture</b>	
<b>Aristocracy</b>	
<b>Bias</b>	
<b>Bureaucracy</b>	
<b>Chieftdom</b>	
<b>City-State</b>	
<b>Civilization</b>	
<b>Commercial</b>	
<b>Demography</b>	



<b>Divination</b>	
<b>Dynasty</b>	
<b>Empire</b>	
<b>Epidemic</b>	
<b>Forager</b>	
<b>Globalization</b>	
<b>Indentured Servant</b>	
<b>Interregional</b>	
<b>Kingdom</b>	
<b>Medieval</b>	
<b>Merchant</b>	
<b>Monotheism</b>	

<b>Nation</b>	
<b>Neolithic</b>	
<b>Nobility</b>	
<b>Nomad</b>	
<b>Ocean</b>	
<b>Pandemic</b>	
<b>Papacy</b>	
<b>Pastoral</b>	
<b>Patriarchal</b>	
<b>Periodization</b>	
<b>Polytheism</b>	
<b>Prehistoric</b>	

<b>Primary Source</b>	
<b>Revolution</b>	
<b>Rural</b>	
<b>Scribe</b>	
<b>Secondary Source</b>	
<b>Serf</b>	
<b>Shaman</b>	
<b>Slave</b>	
<b>State</b>	
<b>Steppes</b>	
<b>Urban</b>	



1. HOW IS THE CONCEPT OF "CIVILIZATION" A USEFUL CONSTRUCT? WHEN IS IT NOT A USEFUL CONSTRUCT?

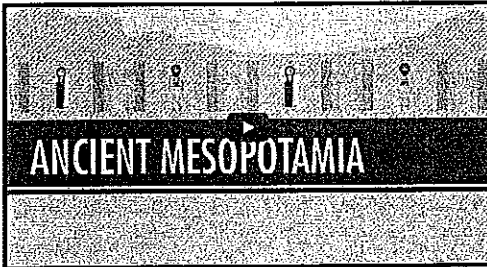
2. HOW DOES JOHN GREEN DEFINE WHAT CONSTITUTES A CIVILIZATION? HOW DOES THIS COMPARE TO OTHER DEFINITIONS OF CIVILIZATION YOU HAVE LEARNED?

3. WHERE DID THE EARLIEST CIVILIZATIONS EMERGE? WHY THERE?

4. WHY WAS THE INDUS VALLEY A PRIME LOCATION? HOW DID THE ENVIRONMENT IMPACT THE PEOPLE WHO LIVED THERE?

5. WHAT EVIDENCE EXISTS OF LONG-DISTANCE TRADE AND WITH WHOM?

6. WHAT APPEARS TO BE UNIQUE ABOUT THE IVC, BASED ON YOUR KNOWLEDGE OF OTHER CIVILIZATIONS?



1. JOHN GREEN BEGINS BY DISCUSSING ONE OF THE MOST OBVIOUS CONSEQUENCES OF AGRICULTURE...WHAT IS IT AND WHAT ARE THE MOST IMMEDIATE CONSEQUENCES FOR THOSE SOCIETIES?

2. HOW DOES MESOPOTAMIA COMPARE WITH THE INDUS RIVER VALLEY (IRV)? IDENTIFY BOTH SIMILARITIES AND DIFFERENCES. THINK OF WHY A SPECIFIC SIMILARITY AND A SPECIFIC DIFFERENCE MIGHT EXIST. (THIS IS ANALYSIS; ONE OF THE MORE CHALLENGING SKILLS YOU WILL NEED TO DEVELOP).

3. CUNIFORM: WHAT THREE POINTS DOES JOHN GREEN MAKE ABOUT THE ADVENT OF WRITING?

- a) \_\_\_\_\_
- b) \_\_\_\_\_
- c) \_\_\_\_\_

4. WHAT WAS HAMMURAB'S MOST SIGNIFICANT CONTRIBUTION?

5. WHAT ARE THE CHALLENGES OF EMPIRE WHAT IS THE USUAL RESULT? OR TO PUT IT IN MATH TERMS:

\_\_\_\_\_ + \_\_\_\_\_ = \_\_\_\_\_



1. WHAT POINT IS JOHN GREEN MAKING ABOUT THE DIFFERENT "LENSES" WE USE WHEN WE STUDY HISTORY?

2. HOW DID THE NILE RIVER SHAPE THE WORLDVIEW OF THE EGYPTIANS? HOW DID THIS COMPARE TO THE MESOPOTAMIAN WORLDVIEW?

3. HOW WAS EGYPTIAN CIVILIZATION DIFFERENT FROM MOST OTHER RIVER VALLEY CIVILIZATIONS? WHY DO YOU THINK THIS WAS?

4. WHAT DOES THE CONSTRUCTION OF THE PYRAMIDS REPRESENT? (NOT "WHAT WAS THE PURPOSE OF THE PYRAMIDS?")

5. WHAT WAS THE MOTIVATION FOR BUILDING THE PYRAMIDS? (NOT "WHAT WAS THE PURPOSE OF THE PYRAMIDS?")

6. WHAT PROTECTED EGYPT FROM OUTSIDE PEOPLES? HOW WERE THE EGYPTIANS EVENTUALLY CONQUERED BY SEMITIC PEOPLES OF THE MIDDLE EAST?